


















Choose 1/2 of these a day to practice. Use pencil and paper, write in a plate of rice/glitter/sand, chalk outside. Make sure you start in the right place and form each letter correctly. Model first to your child and correct any misconceptions.

Rhymes for letter formation - taken from Read Write Inc.

<p>a</p>  <p>Around the apple and down the leaf.</p>	<p>b</p>  <p>Down the laces to the heel and around the toe.</p>	<p>c</p>  <p>Curl around the caterpillar.</p>	<p>d</p>  <p>Around the dinosaurs bottom, up his tall neck & down to his toes.</p>	<p>e</p>  <p>Lift off the top and scoop out the egg.</p>	<p>f</p>  <p>Down the stem and draw the leaves.</p>
<p>g</p>  <p>Around the girls face, down her hair and give her a curl.</p>	<p>h</p>  <p>Down the head, to his hooves and over his back.</p>	<p>i</p>  <p>Down the body and dot for the head.</p>	<p>j</p>  <p>Down his body, curl, dot for his head.</p>	<p>k</p>  <p>Down the kangaroo's body tail and leg.</p>	<p>l</p>  <p>Down the long leg.</p>
<p>m</p>  <p>Down Maisie, mountain, mountain.</p>	<p>n</p>  <p>Down Nobby and over his net.</p>	<p>o</p>  <p>All around the orange.</p>	<p>p</p>  <p>Down the pirates plait and around his face.</p>	<p>q</p>  <p>Round her head, up past her earring, down her hair, and flick.</p>	<p>r</p>  <p>Down the robots back and curl over his arm.</p>
<p>s</p>  <p>Slither down the snake.</p>	<p>t</p>  <p>Down the tower, across the tower.</p>	<p>u</p>  <p>Down and under, up to the top and draw the puddle.</p>	<p>v</p>  <p>Down a wing, up a wing.</p>	<p>w</p>  <p>Down, up, down, up.</p>	<p>x</p>  <p>Down the arm and leg, repeat the other side.</p>
<p>y</p>  <p>Down a horn, up a horn and under head.</p>	<p>z</p>  <p>Zig-zag-zig.</p>				